

MONTHLY REPORT OF DISBURSEMENTS
For the month of August 2024


Department : Department of Labor and Employment (DOLE)
 Agency/Entity : Professional Regulation Commission
 Region : ALL
 Division : ALL
 Operating Unit : ALL
 Fund Cluster : 01 - Regular Agency Fund
 (e.g. UACS Fund Cluster: 01-Regular Agency Fund, 02-Foreign Assisted Projects Fund, 03-Special Account-Locally Funded/Domestic Grants Fund, etc.)


Particulars	Current Year Budget					Prior Year's Budget											Trust Liabilities				Grand Total				Remarks		
	PS	MOOE	FinEx	CO	TOTAL	Prior Year's Accounts Payable					Current Year's Accounts Payable						SUB-TOTAL	PS	MOOE	CO	TOTAL	PS	MOOE	CO		TOTAL	
						PS	MOOE	FinEx	CO	Sub-Total	PS	MOOE	FinEx	CO	Sub-Total	TOTAL											
1	2	3	4	5	6=(2+3+4+5)	7	8	9	10	11=(7+8+9+10)	12	13	14	15	16=(12+13+14+15)	17=(11+16)	18=(6+17)	19	20	21	22=(19+20+21)	23	24	25	26	27=(23+24+25+26)	28
CASH DISBURSEMENTS	84,273,052.53	34,847,035.73	0.00	2,187,087.59	121,307,175.85	0.00	1,882,233.04	0.00	247,414.28	2,129,647.32	0.00	1,576,312.23	0.00	2,040,988.57	3,617,300.80	5,746,948.12	127,054,123.97	0.00	0.00	0.00	0.00	84,273,052.53	36,305,581.00	0.00	4,475,490.44	127,054,123.97	
Notice of Cash Allocation (NCA)	82,861,157.11	31,852,196.76	0.00	2,187,087.59	116,900,441.46	0.00	1,882,233.04	0.00	247,414.28	2,129,647.32	0.00	1,576,312.23	0.00	2,040,988.57	3,617,300.80	5,746,948.12	122,647,389.58	0.00	0.00	0.00	0.00	82,861,157.11	35,310,742.03	0.00	4,475,490.44	122,647,389.58	
MDS Checks Issued	2,086,775.31	5,157,290.02	0.00	0.00	7,244,065.33	0.00	1,275,921.97	0.00	0.00	1,275,921.97	0.00	6,797.05	0.00	0.00	6,797.05	1,282,719.02	8,526,784.35	0.00	0.00	0.00	0.00	2,086,775.31	6,440,009.04	0.00	0.00	8,526,784.35	
Advice to Debit Account	80,774,381.80	26,694,906.74	0.00	2,187,087.59	109,656,376.13	0.00	606,311.07	0.00	247,414.28	853,725.35	0.00	1,569,515.18	0.00	2,040,988.57	3,610,503.75	4,464,229.10	114,120,605.23	0.00	0.00	0.00	0.00	80,774,381.80	28,870,732.99	0.00	4,475,490.44	114,120,605.23	
Notice of Transfer Allocations (NTA)	1,411,896.42	2,994,838.97	0.00	0.00	4,406,734.39	0.00	0.00	0.00	0.00	0.00	0.00	0.00	0.00	0.00	0.00	4,406,734.39	0.00	0.00	0.00	0.00	1,411,896.42	2,994,838.97	0.00	0.00	4,406,734.39		
MDS Checks Issued	0.00	0.00	0.00	0.00	0.00	0.00	0.00	0.00	0.00	0.00	0.00	0.00	0.00	0.00	0.00	0.00	0.00	0.00	0.00	0.00	0.00	0.00	0.00	0.00	0.00	0.00	
Advice to Debit Account	1,411,896.42	2,994,838.97	0.00	0.00	4,406,734.39	0.00	0.00	0.00	0.00	0.00	0.00	0.00	0.00	0.00	0.00	4,406,734.39	0.00	0.00	0.00	0.00	1,411,896.42	2,994,838.97	0.00	0.00	4,406,734.39		
Working Fund for FAPs	0.00	0.00	0.00	0.00	0.00	0.00	0.00	0.00	0.00	0.00	0.00	0.00	0.00	0.00	0.00	0.00	0.00	0.00	0.00	0.00	0.00	0.00	0.00	0.00	0.00	0.00	
Cash Disbursement Ceiling (CDC)	0.00	0.00	0.00	0.00	0.00	0.00	0.00	0.00	0.00	0.00	0.00	0.00	0.00	0.00	0.00	0.00	0.00	0.00	0.00	0.00	0.00	0.00	0.00	0.00	0.00	0.00	
TOTAL CASH DISBURSEMENTS	84,273,052.53	34,847,035.73	0.00	2,187,087.59	121,307,175.85	0.00	1,882,233.04	0.00	247,414.28	2,129,647.32	0.00	1,576,312.23	0.00	2,040,988.57	3,617,300.80	5,746,948.12	127,054,123.97	0.00	0.00	0.00	0.00	84,273,052.53	38,305,581.00	0.00	4,475,490.44	127,054,123.97	
NON-CASH DISBURSEMENTS	8,164,170.48	1,362,859.21	0.00	123,797.41	9,650,827.10	0.00	111,994.89	0.00	14,785.72	126,780.61	0.00	107,369.95	0.00	121,971.43	229,341.38	356,121.99	10,006,949.09	0.00	0.00	0.00	0.00	8,164,170.48	1,582,224.05	0.00	260,554.56	10,006,949.09	
Tax Remittance Advices Issued (TRA)	8,164,170.48	1,362,859.21	0.00	123,797.41	9,650,827.10	0.00	111,994.89	0.00	14,785.72	126,780.61	0.00	107,369.95	0.00	121,971.43	229,341.38	356,121.99	10,006,949.09	0.00	0.00	0.00	0.00	8,164,170.48	1,582,224.05	0.00	260,554.56	10,006,949.09	
Non-Cash Availment Authority (NCAA)	0.00	0.00	0.00	0.00	0.00	0.00	0.00	0.00	0.00	0.00	0.00	0.00	0.00	0.00	0.00	0.00	0.00	0.00	0.00	0.00	0.00	0.00	0.00	0.00	0.00	0.00	
Disbursements effected through outright deductions from claims (please specify)	0.00	0.00	0.00	0.00	0.00	0.00	0.00	0.00	0.00	0.00	0.00	0.00	0.00	0.00	0.00	0.00	0.00	0.00	0.00	0.00	0.00	0.00	0.00	0.00	0.00	0.00	
Overpayment of expenses(e.g. personnel benefits)	0.00	0.00	0.00	0.00	0.00	0.00	0.00	0.00	0.00	0.00	0.00	0.00	0.00	0.00	0.00	0.00	0.00	0.00	0.00	0.00	0.00	0.00	0.00	0.00	0.00	0.00	
Restitution for loss of government property	0.00	0.00	0.00	0.00	0.00	0.00	0.00	0.00	0.00	0.00	0.00	0.00	0.00	0.00	0.00	0.00	0.00	0.00	0.00	0.00	0.00	0.00	0.00	0.00	0.00	0.00	
Liquidated damages and similar claims	0.00	0.00	0.00	0.00	0.00	0.00	0.00	0.00	0.00	0.00	0.00	0.00	0.00	0.00	0.00	0.00	0.00	0.00	0.00	0.00	0.00	0.00	0.00	0.00	0.00	0.00	
Others(TEF, BTR, Documentary Stamp Tax, etc.)	0.00	0.00	0.00	0.00	0.00	0.00	0.00	0.00	0.00	0.00	0.00	0.00	0.00	0.00	0.00	0.00	0.00	0.00	0.00	0.00	0.00	0.00	0.00	0.00	0.00	0.00	
TOTAL NON-CASH DISBURSEMENTS	8,164,170.48	1,362,859.21	0.00	123,797.41	9,650,827.10	0.00	111,994.89	0.00	14,785.72	126,780.61	0.00	107,369.95	0.00	121,971.43	229,341.38	356,121.99	10,006,949.09	0.00	0.00	0.00	0.00	8,164,170.48	1,582,224.05	0.00	260,554.56	10,006,949.09	
GRAND TOTAL	92,437,223.01	36,209,894.94	0.00	2,310,885.00	130,958,002.95	0.00	1,994,227.93	0.00	262,200.00	2,256,427.93	0.00	1,683,682.18	0.00	2,162,960.00	3,846,642.18	6,103,070.11	137,061,073.06	0.00	0.00	0.00	0.00	92,437,223.01	39,887,805.05	0.00	4,736,045.00	137,061,073.06	


SUMMARY

Particulars	Previous Report	This Month	As at Date
(1)	(2)	(3)	(4)
Total Disbursement Authorities Received	1,289,855,388.90	139,574,712.37	1,429,430,081.27
NCA	1,162,956,432.59	123,105,699.12	1,286,062,131.71
NTA	56,880,694.71	6,225,211.91	62,905,906.62
Working Fund	0.00	0.00	0.00
TRA	70,218,241.60	10,243,801.34	80,462,042.94
CDC	0.00	0.00	0.00
NCAA	0.00	0.00	0.00
Less: Notice of Transfer of Allocations (NTA)* issued	57,623,025.28	6,225,211.91	63,848,237.19
Total Disbursement Authorities Available	1,232,232,343.62	133,349,500.46	1,365,581,844.08
Less:	0.00	0.00	0.00
Lapsed NCA	1,587,446.87	0.00	1,587,446.87
Disbursements	1,165,964,311.69	137,061,073.06	1,303,025,384.75
Less: Other Non-Cash Disbursements	63.00	0.00	63.00
Disbursements effected through outright deductions from claims	63.00	0.00	63.00
Overpayment of expenses(e.g. personnel benefits)	0.00	0.00	0.00
Restitution for loss of government property	0.00	0.00	0.00
Liquidated damages and similar claims	63.00	0.00	63.00
Others (e.g. TEF, BTR, Docs Stamp, etc.)	0.00	0.00	0.00
Add/Less: Adjustments (e.g. cancelled/staled checks)	(1,680.00)	0.00	(1,680.00)
Balance of Disbursement Authorities as at date	64,678,968.06	(3,711,572.60)	60,967,395.46
Total Disbursements Program	1,408,508,918.61	147,855,680.03	1,556,364,598.64
Less: *Actual Disbursements	1,165,964,311.69	137,061,073.06	1,303,025,384.75
(Over)/Under spending	242,544,606.92	10,794,606.97	253,339,213.89

Notes: * The use of NTA is discouraged
 Notes: ** Amounts should tally with the grand total disbursement (column 27).

Certified Correct: 
 HENYLIZA L. DARACAN
 Accountant
 Date:

Recommending Approval: 
 JOSE A. ABUNDO
 Director IV, PMFS
 Date:

Approved By: 
 ERWIN M. ENAD
 Agency Head/ Authorized Representative
 Date: